

Signify Classified - Internal
Cooper Lighting Solutions Photometric Lab
1121 Highway 74 South
Peachtree City, GA 30269



Scaled data based on original data using
LM-79-2019 Approved Method: Electrical and Photometric Measurements of Solid-
State Lighting Products

Test Report Prepared for
Cooper Lighting Solutions

Brand: CORELITE

Report Number: P959039

Luminaire Tested: CB3-B-125U-030D-830-1D-UNV-STD-W-4

Issue Date: 2/12/2025

Test Information

Test Method: LM-79-2019
Report Number: P959039
REPORT IS SCALED FROM IESNA LM-79-08 TEST DATA (G2-2405-119-2, G2-2312-242-8)
Test Lab: INNOVATION CENTER
Issue Date: 2/12/2025
Manufacturer: COOPER LIGHTING SOLUTIONS
Product Line: CORELITE
Catalog Number: CB3-B-125U-030D-830-1D-UNV-STD-W-4
Description: CORELITE BASIC SLOT LED LUMINAIRE, BATWING UPLIGHT
3-INCH APERTURE
DOWNLIGHT 300 LUMENS PER FOOT
UPLIGHT 1250 LUMENS PER FOOT
Light Source: 3000K CCT, 80 CRI LEDS
Ballast/Driver: ELECTRONIC DRIVER

Summary

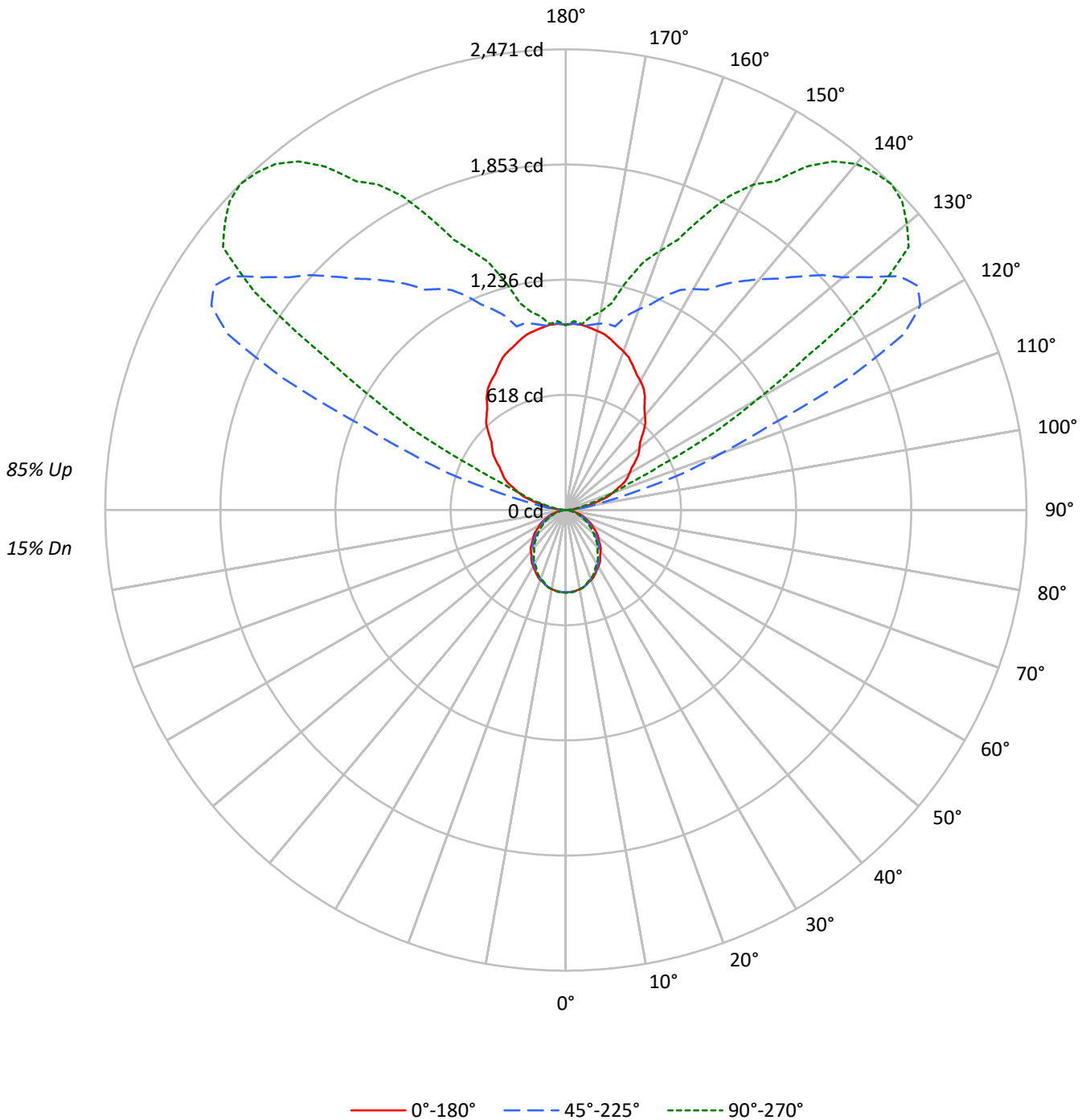
Lumens per Lamp: N/A
Luminaire Lumens: 6899.3 lumens
Efficiency: N/A
Efficacy: 150.6 lumens/watt
Spacing Criteria (0/90/45): 1.18 / 1.13 / 1.26
Luminous Opening: Rectangular (W 0.24' x L: 4' x H: 0')
CIE Type: Semi-Indirect

Input Watts (W): 45.8
Input Voltage (V): 120
Input Current (A_{in}): NR
Voltage Rise (V): NR
Power Factor: NR
Total Harmonic Distortion (THDi): NR
Frequency (hertz): 60
Stabilization Time: NR
Operation Time: NR
Ambient Temperature (°C): NR
Test Distance: 24 FT



TEST NUMBER: P959039
CATALOG NUMBER: CB3-B-125U-030D-830-1D-UNV-STD-W-4

Luminous Intensity Polar Plot





TEST NUMBER: P959039

CATALOG NUMBER: CB3-B-125U-030D-830-1D-UNV-STD-W-4

COEFFICIENT OF UTILIZATION - ZONAL CAVITY METHOD:

RF	20				20				20				20				20				20
RC	80				70				50				30				10				0
RW	70	50	30	10	70	50	30	10	50	30	10	50	30	10	50	30	10	50	30	10	0
RCR																					
0	99	99	99	99	87	87	87	87	64	64	64	43	43	43	24	24	24	24	24	24	15
1	90	86	82	79	79	76	73	70	56	54	52	38	37	36	21	21	21	21	21	21	13
2	82	75	69	65	72	66	61	57	49	46	43	33	32	30	19	18	17	17	17	17	11
3	75	66	59	54	65	58	52	48	43	40	36	30	27	25	17	16	15	15	15	15	9
4	68	58	51	45	60	51	45	40	38	34	31	26	24	22	15	14	13	13	13	13	8
5	63	52	44	38	55	46	39	34	34	30	26	23	21	19	14	12	11	11	11	11	7
6	57	46	39	33	50	41	34	30	31	26	23	21	18	16	12	11	10	10	10	10	6
7	53	41	34	29	46	37	30	26	28	23	20	19	16	14	11	10	9	9	9	9	6
8	49	37	30	25	43	33	27	23	25	21	18	17	15	13	10	9	8	8	8	8	5
9	45	34	27	22	40	30	24	20	23	19	16	16	13	11	9	8	7	7	7	7	5
10	42	31	24	20	37	27	22	18	21	17	14	15	12	10	9	7	6	6	6	6	4

AVERAGE LUMINANCE (cd/sqm):

	0°	45°	90°
0°	5008	5008	5008
5°	4984	4987	5016
10°	4962	4955	4955
15°	4886	4886	4857
20°	4807	4757	4716
25°	4685	4627	4544
30°	4571	4451	4345
35°	4450	4285	4133
40°	4289	4085	3910
45°	4144	3907	3666
50°	3994	3696	3431
55°	3833	3492	3206
60°	3657	3279	2951
65°	3451	3039	2685
70°	3212	2756	2392
75°	2911	2418	2129
80°	2541	2026	1883
85°	1960	1714	1714

MAXIMUM LUMINANCE 45°-90°:

Horizontal Angle: 0°
 Vertical Angle: 45°
 Luminance: 4144 cd/sqm



TEST NUMBER: P959039
 CATALOG NUMBER: CB3-B-125U-030D-830-1D-UNV-STD-W-4

ZONAL LUMENS:

Zone	Lumens	% Fixture
0°-10°	41.8	0.6
10°-20°	117.3	1.7
20°-30°	170.4	2.5
30°-40°	193.8	2.8
40°-50°	188.1	2.7
50°-60°	158.8	2.3
60°-70°	113.0	1.6
70°-80°	60.4	0.9
80°-90°	15.9	0.2
90°-100°	67.1	1.0
100°-110°	351.8	5.1
110°-120°	885.7	12.8
120°-130°	1366.3	19.8
130°-140°	1250.8	18.1
140°-150°	923.1	13.4
150°-160°	588.5	8.5
160°-170°	309.8	4.5
170°-180°	96.5	1.4
0°-30°	329.5	4.8
0°-40°	523.3	7.6
0°-60°	870.2	12.6
0°-90°	1059.6	15.4
90°-120°	1304.7	18.9
90°-150°	4845.0	70.2
90°-180°	5840.0	84.6
0°-180°	6899.3	100.0

CANDELA DISTRIBUTION:

	0°	22.5°	45°	67.5°	90°	Flux
0°	443	443	443	443	443	
5°	439	444	439	439	442	42
15°	417	421	417	415	415	117
25°	375	376	371	366	364	173
35°	322	319	310	301	299	201
45°	259	255	244	232	229	200
55°	194	189	177	166	162	174
65°	129	124	114	103	100	128
75°	67	63	55	50	49	71
85°	15	14	13	13	13	18
90°	0	0	0	0	0	2
95°	35	99	39	22	22	44
105°	179	556	402	166	136	192
115°	341	696	1671	726	551	332
125°	455	703	2187	2205	2038	407
135°	586	783	1771	2416	2471	453
145°	739	855	1478	2056	2248	459
155°	853	917	1268	1570	1732	393
165°	945	970	1019	1192	1273	266
175°	997	1019	988	993	1002	94
180°	993	993	993	993	993	

TEST NUMBER: P959039

CATALOG NUMBER: CB3-B-125U-030D-830-1D-UNV-STD-W-4

CANDELA DISTRIBUTION (FULL):

	0°	22.5°	45°	67.5°	90°
0°	442.6	442.6	442.6	442.6	442.6
2.5°	440.3	444.7	440.8	441.3	442.3
5°	438.8	444.3	439.1	438.6	441.6
7.5°	435.4	440.5	435.0	433.8	436.5
10°	431.9	437.4	431.3	429.7	431.3
12.5°	425.6	431.4	426.5	423.9	425.2
15°	417.1	420.8	417.1	414.6	414.6
17.5°	406.7	410.6	403.7	401.9	401.2
20°	399.2	402.6	395.1	392.6	391.7
22.5°	389.1	392.3	386.1	381.8	380.6
25°	375.3	376.5	370.6	365.5	364.0
27.5°	361.4	361.7	353.6	347.4	345.4
30°	349.9	350.2	340.7	334.1	332.6
32.5°	338.3	337.4	328.4	320.5	319.5
35°	322.2	319.1	310.2	301.1	299.2
37.5°	302.8	300.9	290.4	281.3	278.5
40°	290.4	287.4	276.6	267.4	264.7
42.5°	278.1	274.6	263.5	253.3	250.3
45°	259.0	255.0	244.2	232.5	229.1
47.5°	239.8	235.4	223.6	212.2	208.5
50°	226.9	222.3	210.0	198.9	194.9
52.5°	213.9	209.0	196.6	185.3	182.1
55°	194.3	189.0	177.0	165.6	162.5
57.5°	174.6	169.5	157.5	146.7	143.0
60°	161.6	156.6	144.9	134.1	130.4
62.5°	148.2	143.6	132.1	121.6	118.1
65°	128.9	124.3	113.5	103.3	100.3
67.5°	109.7	105.8	95.1	85.8	83.4
70°	97.1	93.4	83.3	74.8	72.3
72.5°	85.1	81.1	71.5	64.2	62.5
75°	66.6	63.0	55.3	49.6	48.7
77.5°	49.8	46.8	40.2	37.0	36.5
80°	39.0	36.2	31.1	28.9	28.9
82.5°	28.9	26.6	23.3	22.4	22.4
85°	15.1	13.9	13.2	13.2	13.2
87.5°	4.5	4.5	4.3	4.0	4.0
90°	0.0	0.0	0.0	0.0	0.0
92.5°	10.5	24.2	7.0	3.6	7.0
95°	35.0	99.1	39.4	21.9	21.9
97.5°	72.6	221.4	101.5	54.1	49.0
100°	100.6	314.4	157.5	78.5	70.0
102.5°	132.1	407.5	237.9	106.4	91.0
105°	179.3	555.7	402.4	165.5	135.6
107.5°	231.8	656.9	663.1	255.2	205.6
110°	266.8	698.7	883.5	335.0	258.1



TEST NUMBER: P959039

CATALOG NUMBER: CB3-B-125U-030D-830-1D-UNV-STD-W-4

CANDELA DISTRIBUTION (continued):

	0°	22.5°	45°	67.5°	90°
112.5°	298.3	709.7	1177.4	456.9	352.5
115°	341.2	696.1	1670.8	726.4	551.1
117.5°	372.6	662.6	2045.2	1155.7	891.4
120°	393.6	663.1	2195.6	1480.4	1185.3
122.5°	418.1	667.0	2237.6	1802.8	1531.7
125°	454.9	702.9	2186.9	2205.0	2038.2
127.5°	491.6	729.4	2050.4	2370.3	2318.1
130°	516.1	747.0	1942.0	2426.6	2388.1
132.5°	540.6	764.7	1865.0	2427.9	2447.6
135°	586.1	782.8	1771.4	2415.6	2471.2
137.5°	632.5	805.2	1683.9	2339.1	2454.6
140°	660.4	823.0	1613.9	2256.3	2423.1
142.5°	691.9	837.3	1547.4	2179.5	2356.6
145°	739.2	854.6	1478.3	2055.7	2248.1
147.5°	775.9	864.0	1400.5	1930.7	2089.8
150°	800.4	864.6	1369.0	1819.6	2016.3
152.5°	821.4	882.1	1330.5	1717.7	1897.4
155°	852.9	917.0	1268.4	1569.5	1732.0
157.5°	884.4	946.0	1194.9	1459.0	1569.3
160°	905.4	956.7	1145.9	1405.6	1478.3
162.5°	922.9	967.3	1093.4	1314.9	1397.9
165°	944.7	970.4	1019.1	1191.5	1272.8
167.5°	964.9	977.7	1025.2	1070.5	1136.3
170°	975.4	988.2	1014.7	1058.9	1080.3
172.5°	985.9	1005.5	1000.7	1030.9	1048.8
175°	997.2	1018.6	988.5	993.0	1001.6
177.5°	999.8	1010.1	1003.3	1003.6	1013.8
180°	992.9	992.9	992.9	992.9	992.9

LM-79-2019: Approved Method: Electrical and Photometric Measurements of Solid-State Lighting Products

Report Prepared for

Cooper Lighting Solutions

CORELITE

Report Number: SP1-2312-242-1

Test Date: 01/31/2024

Luminaire Tested: CB2-055U055D-830-1D-UNV-STD-D-W-4

Data in this report applies to families of products including CB2-055U055D-830-1D-UNV-STD-D-W-4.

Test Information

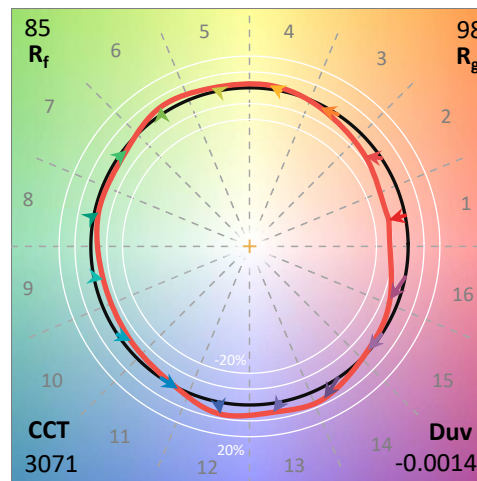
Test Method: LM-79-2019
 Report Number: SP1-2312-242-1
 Test Lab: COOPER LIGHTING SOLUTIONS
 Photometer: SP1 - 76IN SPHERE
 Measurement Geometry: 4π
 Issue Date: 01/31/2024
 Manufacturer: COOPER LIGHTING SOLUTIONS
 Product Line: CORELITE
 Catalog Number: **CB2-055U055D-830-1D-UNV-STD-D-W-4**
 Description: CORELITE BASIC 2-INCH SUSPENDED LED LUMINAIRE. 550 LUMENS PER FOOT UPLIGHT, 550 LUMENS PER FOOT DOWNLIGHT

UPLIGHT, 550 LUMENS PER FOOT DOWNLIGHT

Spectral Parameters

CCT (K): 3071
 CIE u': 0.2486
 CIE v': 0.5180
 Duv: -0.0014
 CIE x: 0.4300
 CIE y: 0.3983
 CIE z: 0.1717
 Peak Wavelength (nm): 603
 Dominant Wavelength (nm): 583
 Purity: 48.7
 Rf: 85.3
 Rg: 97.6

CRI (Ra):	83.9		
R1:	82.7	R9:	12.3
R2:	91.6	R10:	81.0
R3:	96.5	R11:	83.0
R4:	82.7	R12:	73.2
R5:	83.1	R13:	84.9
R6:	89.9	R14:	98.7
R7:	83.5		
R8:	61.5		



Test Conditions

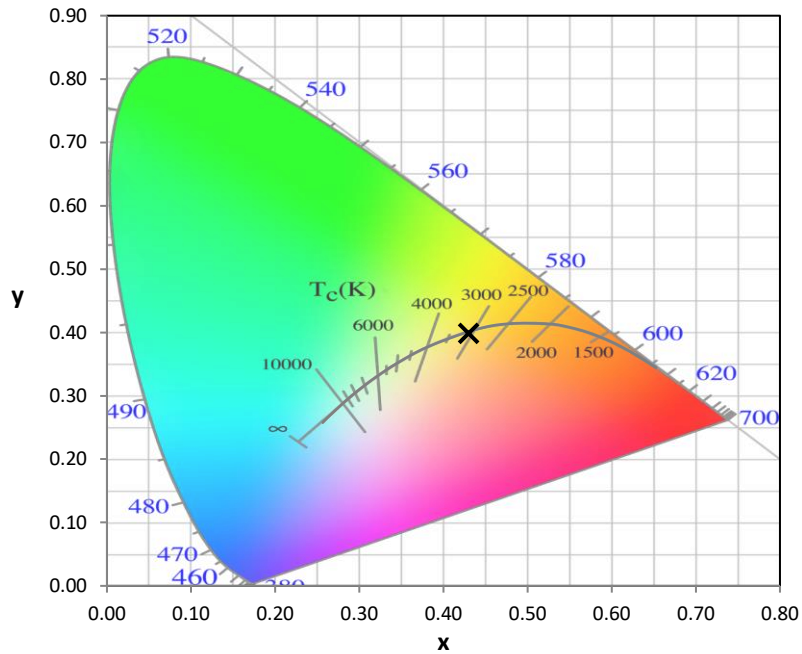
Stabilization Time: 26M
 Operation Time: 12H
 Room Temperature (°C) / RH%: 25.8/25%
 Sphere Temperature (°C): 25.2

REPORT NUMBER: SP1-2312-242-1

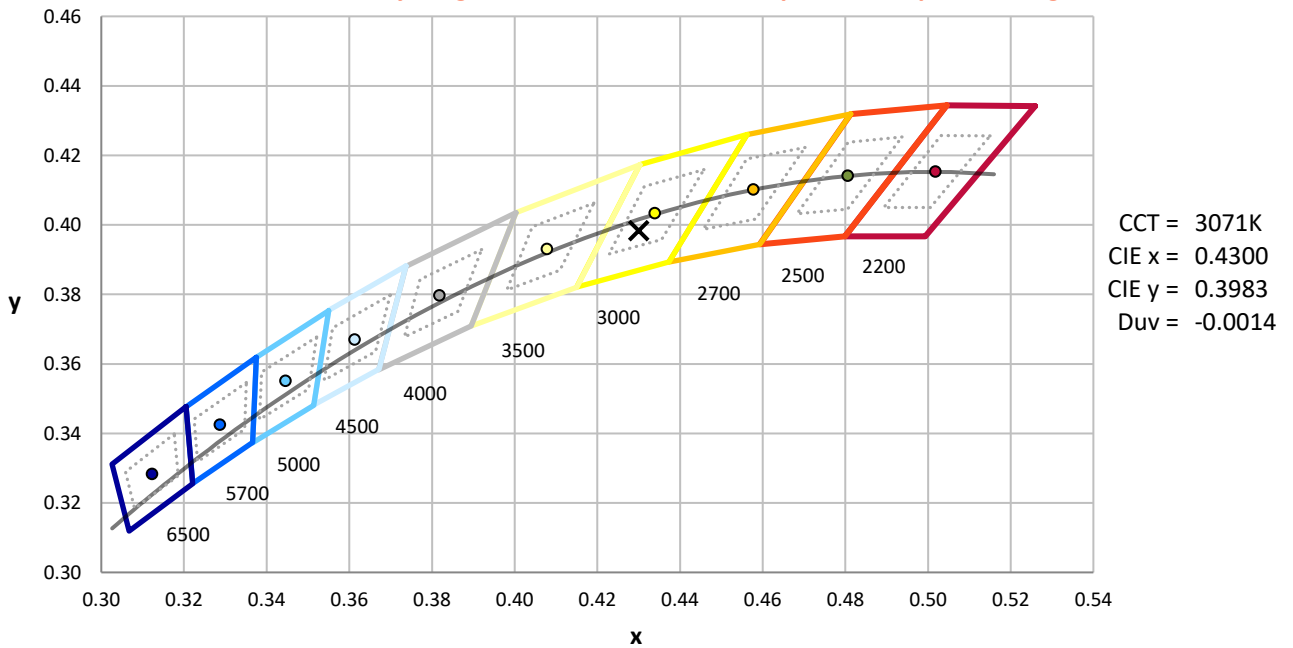
Measurement and Test Equipment			
Instrument	Identification Number	Calibration Date	Calibration Due Date
Photometer	76INCH SPHERE IN0058	8/9/2023	2/9/2024
Power Meter	XITRON 2801 IN0071	10/23/2023	10/23/2024
AC Power Source	CHROMA 61603 IN0063	10/24/2023	10/24/2024
DC Power Source	AGILENT E3634A IN0208	10/24/2023	10/24/2024
Sphere Thermometer	ONSET IN0085	10/24/2023	10/24/2024
Room Thermometer	ONSET IN0046	10/24/2023	10/24/2024

REPORT NUMBER: SP1-2312-242-1

CIE 1931 Chromaticity Diagram



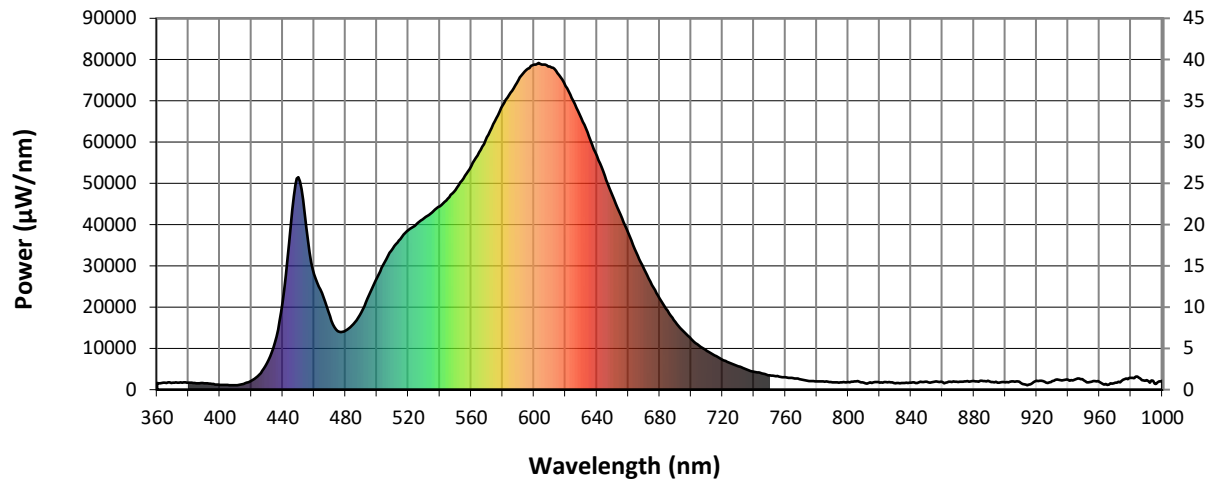
CIE 1931 Chromaticity Diagram with 2017 ANSI 7-Step and 4-Step Quadrangles



Point lies inside the ANSI 3000K 4-step quadrangle

REPORT NUMBER: SP1-2312-242-1

Photopic Flux vs. Wavelength

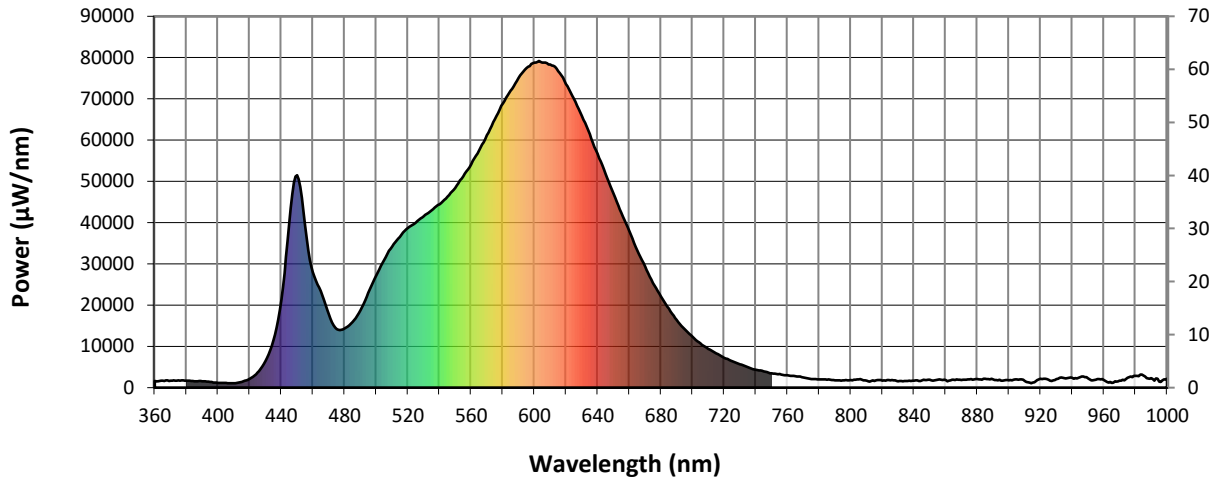


#####

λ (nm)	Power ($\mu\text{W}/\text{nm}$)	Lumens (ϕ/nm)	λ (nm)	Power ($\mu\text{W}/\text{nm}$)	Lumens (ϕ/nm)	λ (nm)	Power ($\mu\text{W}/\text{nm}$)	Lumens (ϕ/nm)	λ (nm)	Power ($\mu\text{W}/\text{nm}$)	Lumens (ϕ/nm)	λ (nm)	Power ($\mu\text{W}/\text{nm}$)	Lumens (ϕ/nm)
360	1638	NR	490	18774	NR	620	73569	NR	750	3454	NR	880	2051	NR
365	1662	NR	495	22975	NR	625	70020	NR	755	3312	NR	885	2153	NR
370	1656	NR	500	27096	NR	630	65803	NR	760	3014	NR	890	2009	NR
375	1770	NR	505	30929	NR	635	61387	NR	765	2769	NR	895	1712	NR
380	1729	NR	510	34180	NR	640	56660	NR	770	2504	NR	900	1761	NR
385	1518	NR	515	36518	NR	645	51817	NR	775	2115	NR	905	1983	NR
390	1548	NR	520	38707	NR	650	46959	NR	780	2019	NR	910	1641	NR
395	1397	NR	525	40022	NR	655	42381	NR	785	1959	NR	915	1210	NR
400	1152	NR	530	41531	NR	660	37988	NR	790	1801	NR	920	2137	NR
405	1114	NR	535	42959	NR	665	33226	NR	795	1791	NR	925	1888	NR
410	1082	NR	540	44456	NR	670	29309	NR	800	1854	NR	930	2049	NR
415	1365	NR	545	46323	NR	675	25362	NR	805	2036	NR	935	2328	NR
420	2134	NR	550	48405	NR	680	22111	NR	810	1669	NR	940	2366	NR
425	3614	NR	555	51180	NR	685	19110	NR	815	1640	NR	945	2536	NR
430	6425	NR	560	54143	NR	690	16401	NR	820	1697	NR	950	2198	NR
435	11468	NR	565	57516	NR	695	14174	NR	825	1795	NR	955	1936	NR
440	21323	NR	570	61145	NR	700	12303	NR	830	1560	NR	960	1858	NR
445	39520	NR	575	65023	NR	705	10670	NR	835	1592	NR	965	1183	NR
450	51461	NR	580	68883	NR	710	9399	NR	840	1683	NR	970	1720	NR
455	39205	NR	585	71953	NR	715	8320	NR	845	1780	NR	975	2378	NR
460	27949	NR	590	75087	NR	720	7212	NR	850	1939	NR	980	2863	NR
465	23410	NR	595	77461	NR	725	6424	NR	855	1958	NR	985	2933	NR
470	17812	NR	600	78820	NR	730	5661	NR	860	1851	NR	990	2307	NR
475	14177	NR	605	78757	NR	735	4959	NR	865	1941	NR	995	1431	NR
480	14309	NR	610	78335	NR	740	4317	NR	870	1825	NR	1000	2153	NR
485	15862	NR	615	76712	NR	745	3947	NR	875	2023	NR			

REPORT NUMBER: SP1-2312-242-1

Scotopic Flux vs. Wavelength



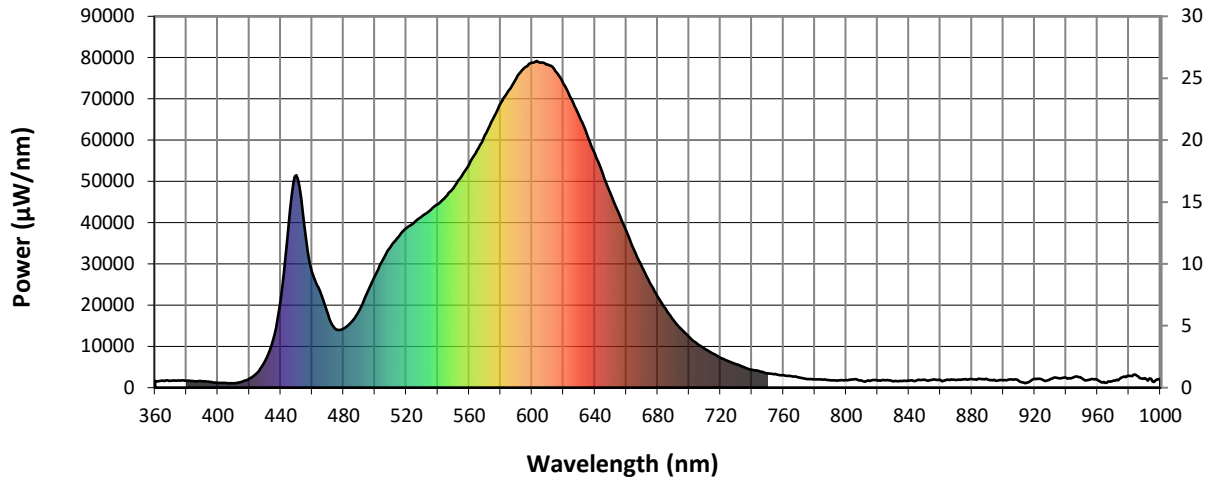
Scotopic Lumens: 5426.6

S/P: 1.39

λ (nm)	Power (µW/nm)	Lumens (φ/nm)	λ (nm)	Power (µW/nm)	Lumens (φ/nm)	λ (nm)	Power (µW/nm)	Lumens (φ/nm)	λ (nm)	Power (µW/nm)	Lumens (φ/nm)	λ (nm)	Power (µW/nm)	Lumens (φ/nm)
360	1638	NR	490	18774	NR	620	73569	NR	750	3454	NR	880	2051	NR
365	1662	NR	495	22975	NR	625	70020	NR	755	3312	NR	885	2153	NR
370	1656	NR	500	27096	NR	630	65803	NR	760	3014	NR	890	2009	NR
375	1770	NR	505	30929	NR	635	61387	NR	765	2769	NR	895	1712	NR
380	1729	NR	510	34180	NR	640	56660	NR	770	2504	NR	900	1761	NR
385	1518	NR	515	36518	NR	645	51817	NR	775	2115	NR	905	1983	NR
390	1548	NR	520	38707	NR	650	46959	NR	780	2019	NR	910	1641	NR
395	1397	NR	525	40022	NR	655	42381	NR	785	1959	NR	915	1210	NR
400	1152	NR	530	41531	NR	660	37988	NR	790	1801	NR	920	2137	NR
405	1114	NR	535	42959	NR	665	33226	NR	795	1791	NR	925	1888	NR
410	1082	NR	540	44456	NR	670	29309	NR	800	1854	NR	930	2049	NR
415	1365	NR	545	46323	NR	675	25362	NR	805	2036	NR	935	2328	NR
420	2134	NR	550	48405	NR	680	22111	NR	810	1669	NR	940	2366	NR
425	3614	NR	555	51180	NR	685	19110	NR	815	1640	NR	945	2536	NR
430	6425	NR	560	54143	NR	690	16401	NR	820	1697	NR	950	2198	NR
435	11468	NR	565	57516	NR	695	14174	NR	825	1795	NR	955	1936	NR
440	21323	NR	570	61145	NR	700	12303	NR	830	1560	NR	960	1858	NR
445	39520	NR	575	65023	NR	705	10670	NR	835	1592	NR	965	1183	NR
450	51461	NR	580	68883	NR	710	9399	NR	840	1683	NR	970	1720	NR
455	39205	NR	585	71953	NR	715	8320	NR	845	1780	NR	975	2378	NR
460	27949	NR	590	75087	NR	720	7212	NR	850	1939	NR	980	2863	NR
465	23410	NR	595	77461	NR	725	6424	NR	855	1958	NR	985	2933	NR
470	17812	NR	600	78820	NR	730	5661	NR	860	1851	NR	990	2307	NR
475	14177	NR	605	78757	NR	735	4959	NR	865	1941	NR	995	1431	NR
480	14309	NR	610	78335	NR	740	4317	NR	870	1825	NR	1000	2153	NR
485	15862	NR	615	76712	NR	745	3947	NR	875	2023	NR			

REPORT NUMBER: SP1-2312-242-1

Melanopic Flux vs. Wavelength



Melanopic Lumens: 2079.1 M/P: 0.53

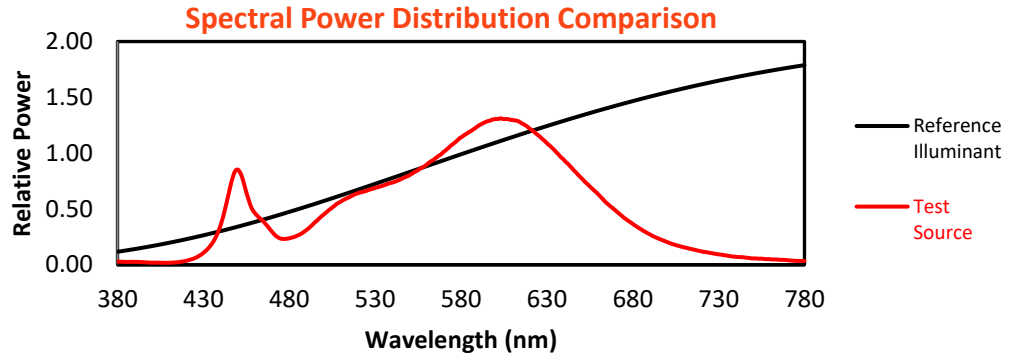
λ (nm)	Power (µW/nm)	Lumens (φ/nm)	λ (nm)	Power (µW/nm)	Lumens (φ/nm)	λ (nm)	Power (µW/nm)	Lumens (φ/nm)	λ (nm)	Power (µW/nm)	Lumens (φ/nm)	λ (nm)	Power (µW/nm)	Lumens (φ/nm)
360	1638	NR	490	18774	NR	620	73569	NR	750	3454	NR	880	2051	NR
365	1662	NR	495	22975	NR	625	70020	NR	755	3312	NR	885	2153	NR
370	1656	NR	500	27096	NR	630	65803	NR	760	3014	NR	890	2009	NR
375	1770	NR	505	30929	NR	635	61387	NR	765	2769	NR	895	1712	NR
380	1729	NR	510	34180	NR	640	56660	NR	770	2504	NR	900	1761	NR
385	1518	NR	515	36518	NR	645	51817	NR	775	2115	NR	905	1983	NR
390	1548	NR	520	38707	NR	650	46959	NR	780	2019	NR	910	1641	NR
395	1397	NR	525	40022	NR	655	42381	NR	785	1959	NR	915	1210	NR
400	1152	NR	530	41531	NR	660	37988	NR	790	1801	NR	920	2137	NR
405	1114	NR	535	42959	NR	665	33226	NR	795	1791	NR	925	1888	NR
410	1082	NR	540	44456	NR	670	29309	NR	800	1854	NR	930	2049	NR
415	1365	NR	545	46323	NR	675	25362	NR	805	2036	NR	935	2328	NR
420	2134	NR	550	48405	NR	680	22111	NR	810	1669	NR	940	2366	NR
425	3614	NR	555	51180	NR	685	19110	NR	815	1640	NR	945	2536	NR
430	6425	NR	560	54143	NR	690	16401	NR	820	1697	NR	950	2198	NR
435	11468	NR	565	57516	NR	695	14174	NR	825	1795	NR	955	1936	NR
440	21323	NR	570	61145	NR	700	12303	NR	830	1560	NR	960	1858	NR
445	39520	NR	575	65023	NR	705	10670	NR	835	1592	NR	965	1183	NR
450	51461	NR	580	68883	NR	710	9399	NR	840	1683	NR	970	1720	NR
455	39205	NR	585	71953	NR	715	8320	NR	845	1780	NR	975	2378	NR
460	27949	NR	590	75087	NR	720	7212	NR	850	1939	NR	980	2863	NR
465	23410	NR	595	77461	NR	725	6424	NR	855	1958	NR	985	2933	NR
470	17812	NR	600	78820	NR	730	5661	NR	860	1851	NR	990	2307	NR
475	14177	NR	605	78757	NR	735	4959	NR	865	1941	NR	995	1431	NR
480	14309	NR	610	78335	NR	740	4317	NR	870	1825	NR	1000	2153	NR
485	15862	NR	615	76712	NR	745	3947	NR	875	2023	NR			

REPORT NUMBER: SP1-2312-242-1

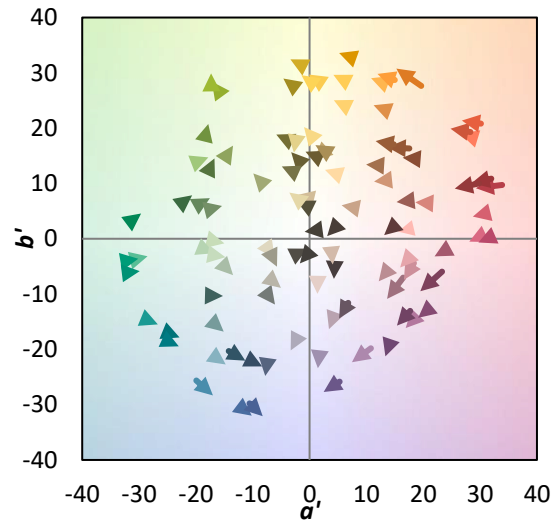
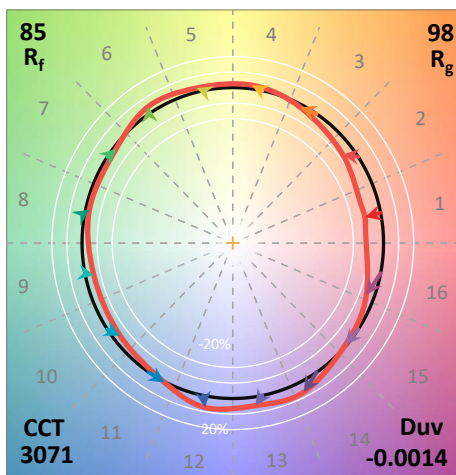
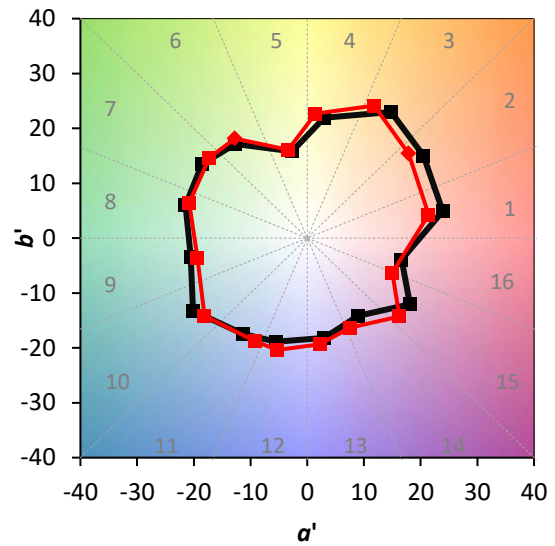
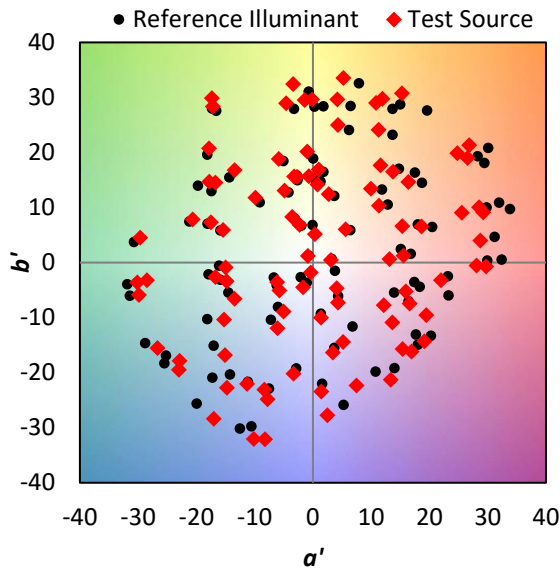
TM-30-18

Summary

$R_f = 85.3$
 $R_g = 97.6$
 CIE $R_a = 83.9$
 $R_9 = 12.3$



Color Vector Graphics

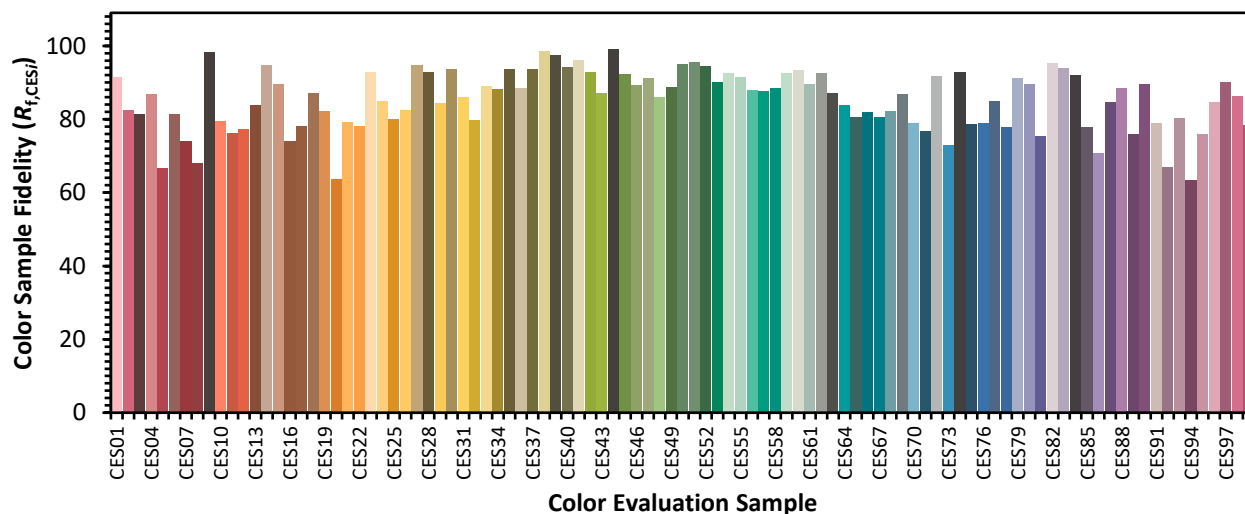


REPORT NUMBER: SP1-2312-242-1

TM-30-18

Individual Sample Fidelity Index ($R_{f,i}$)

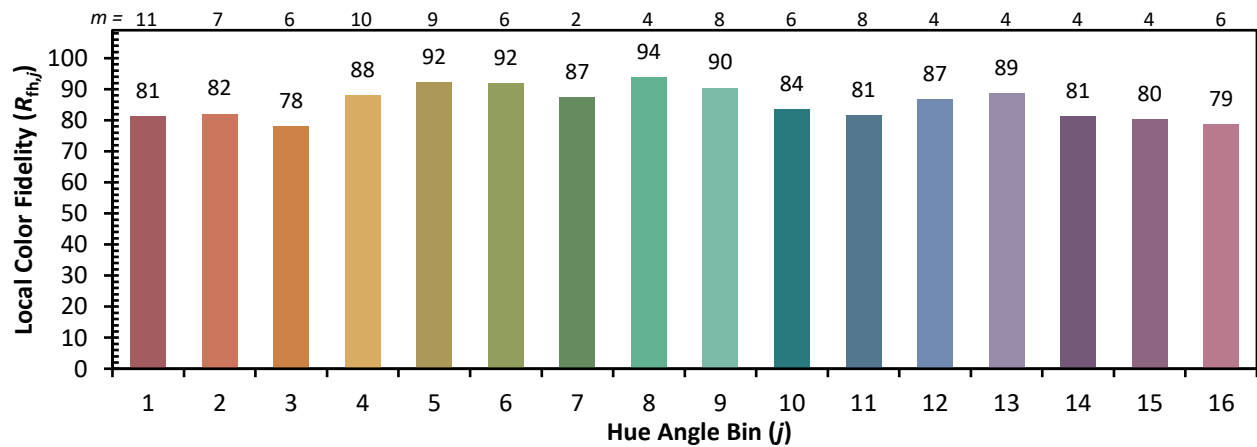
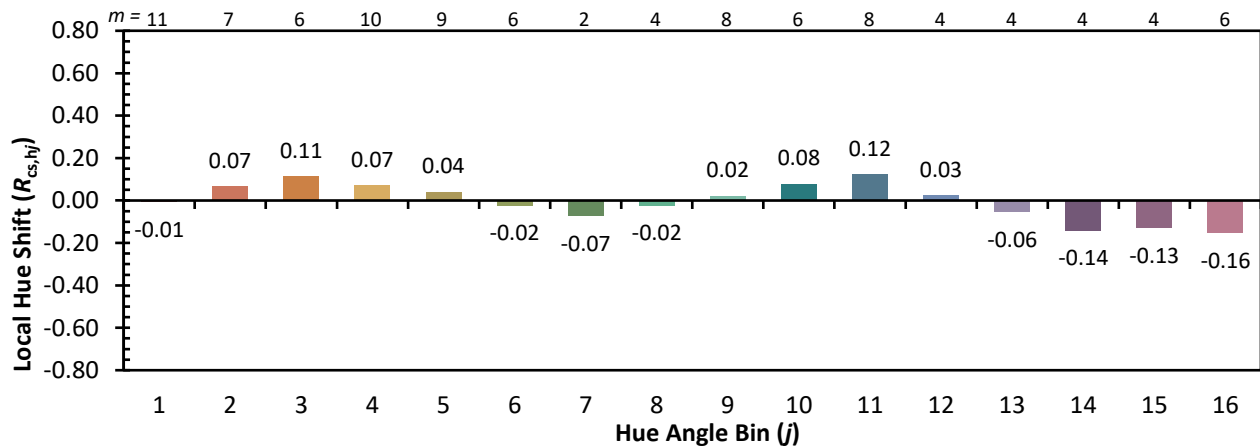
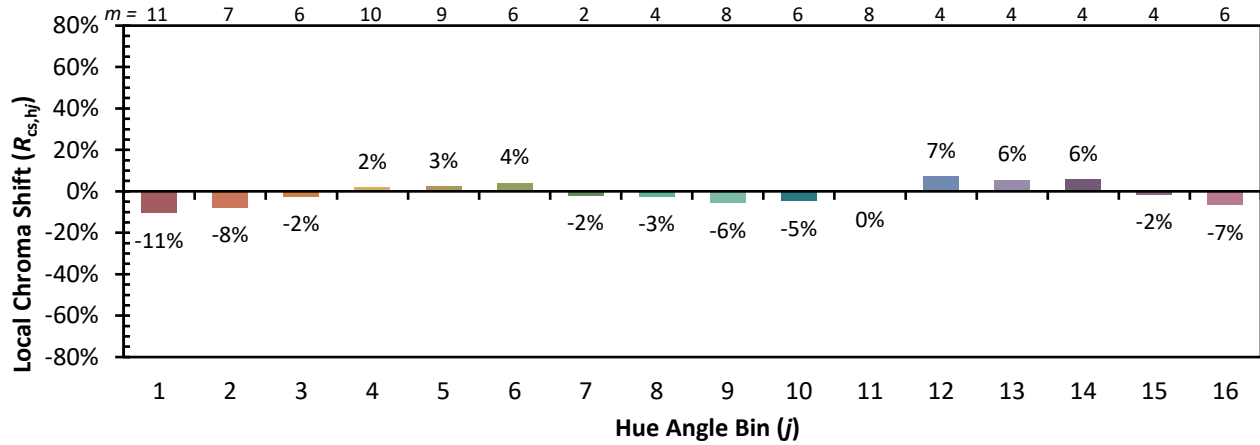
CES01 = 86	CES26 = 82	CES51 = 96	CES76 = 79
CES02 = 63	CES27 = 95	CES52 = 94	CES77 = 85
CES03 = 31	CES28 = 93	CES53 = 90	CES78 = 78
CES04 = 70	CES29 = 84	CES54 = 93	CES79 = 91
CES05 = 50	CES30 = 94	CES55 = 92	CES80 = 90
CES06 = 51	CES31 = 86	CES56 = 88	CES81 = 75
CES07 = 42	CES32 = 80	CES57 = 88	CES82 = 95
CES08 = 41	CES33 = 89	CES58 = 89	CES83 = 94
CES09 = 29	CES34 = 88	CES59 = 93	CES84 = 92
CES10 = 76	CES35 = 94	CES60 = 93	CES85 = 78
CES11 = 59	CES36 = 88	CES61 = 90	CES86 = 71
CES12 = 65	CES37 = 94	CES62 = 93	CES87 = 85
CES13 = 43	CES38 = 98	CES63 = 87	CES88 = 88
CES14 = 74	CES39 = 97	CES64 = 84	CES89 = 76
CES15 = 72	CES40 = 94	CES65 = 81	CES90 = 90
CES16 = 48	CES41 = 96	CES66 = 82	CES91 = 79
CES17 = 50	CES42 = 93	CES67 = 81	CES92 = 67
CES18 = 56	CES43 = 87	CES68 = 82	CES93 = 80
CES19 = 72	CES44 = 99	CES69 = 87	CES94 = 63
CES20 = 67	CES45 = 92	CES70 = 79	CES95 = 76
CES21 = 87	CES46 = 89	CES71 = 77	CES96 = 85
CES22 = 79	CES47 = 91	CES72 = 92	CES97 = 90
CES23 = 92	CES48 = 86	CES73 = 73	CES98 = 86
CES24 = 91	CES49 = 89	CES74 = 93	CES99 = 78
CES25 = 72	CES50 = 95	CES75 = 79	



REPORT NUMBER: SP1-2312-242-1

TM-30-18

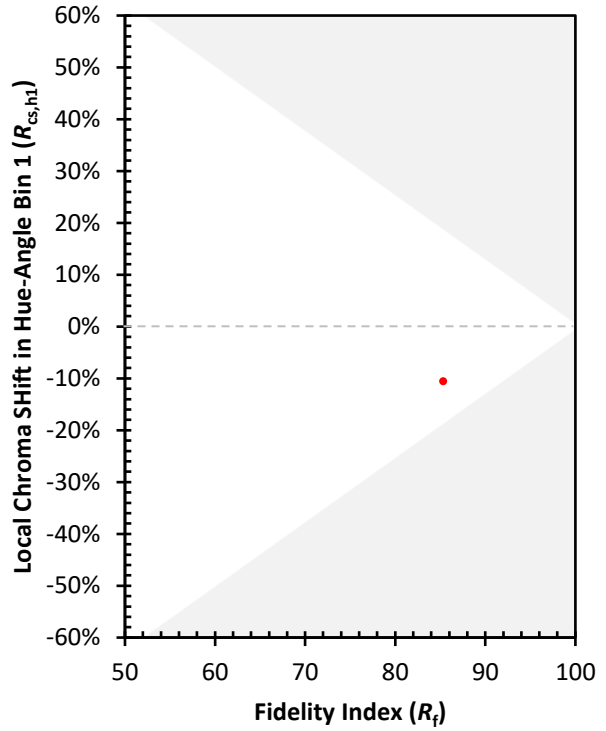
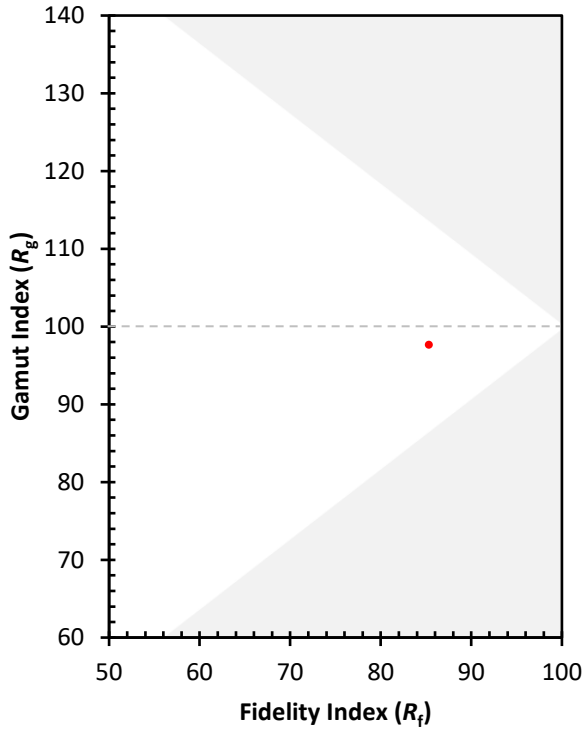
Color Rendition by Hue-Angle Bin



REPORT NUMBER: SP1-2312-242-1

TM-30-18

Measure Comparisons





TEST NUMBER: P959039

CATALOG NUMBER: CB3-B-125U-030D-830-1D-UNV-STD-W-4

CIE UGR TABLE:

Reflectances:											
Ceiling		0.7	0.7	0.5	0.5	0.3	0.7	0.7	0.5	0.5	0.3
Wall		0.5	0.3	0.5	0.3	0.3	0.5	0.3	0.5	0.3	0.3
Reference plane		0.2	0.2	0.2	0.2	0.2	0.2	0.2	0.2	0.2	0.2
Room dimensions		Viewed crosswise					Viewed endwise				
X=2H	Y=2H	7.91	8.53	9.12	9.71	11.40	6.83	7.45	8.04	8.63	10.32
	3H	9.56	10.11	10.77	11.30	13.01	8.23	8.78	9.44	9.97	11.68
	4H	10.18	10.70	11.40	11.89	13.60	8.73	9.26	9.95	10.45	12.16
	6H	10.55	11.03	11.78	12.22	13.94	9.04	9.52	10.27	10.71	12.43
	8H	10.68	11.14	11.91	12.34	14.05	9.15	9.61	10.38	10.82	12.53
	12H	10.74	11.17	11.97	12.37	14.10	9.22	9.65	10.45	10.85	12.59
4H	2H	8.29	8.81	9.52	10.00	11.71	7.43	7.95	8.66	9.14	10.85
	3H	10.15	10.59	11.39	11.81	13.53	9.03	9.46	10.26	10.68	12.40
	4H	10.89	11.30	12.13	12.50	14.24	9.62	10.02	10.85	11.23	12.97
	6H	11.38	11.73	12.62	12.95	14.68	10.02	10.36	11.25	11.59	13.31
	8H	11.57	11.89	12.80	13.10	14.85	10.19	10.51	11.42	11.72	13.46
	12H	11.65	11.95	12.90	13.17	14.92	10.28	10.57	11.53	11.80	13.54
8H	4H	11.00	11.32	12.24	12.54	14.28	9.86	10.18	11.10	11.40	13.14
	6H	11.61	11.88	12.86	13.13	14.87	10.38	10.65	11.63	11.91	13.64
	8H	11.89	12.11	13.14	13.35	15.11	10.63	10.86	11.89	12.09	13.86
	12H	12.04	12.24	13.30	13.47	15.26	10.80	11.00	12.06	12.23	14.02
12H	4H	10.96	11.26	12.21	12.48	14.23	9.85	10.15	11.10	11.37	13.12
	6H	11.63	11.86	12.88	13.09	14.85	10.44	10.67	11.69	11.90	13.66
	8H	11.91	12.12	13.17	13.35	15.14	10.71	10.91	11.97	12.14	13.93